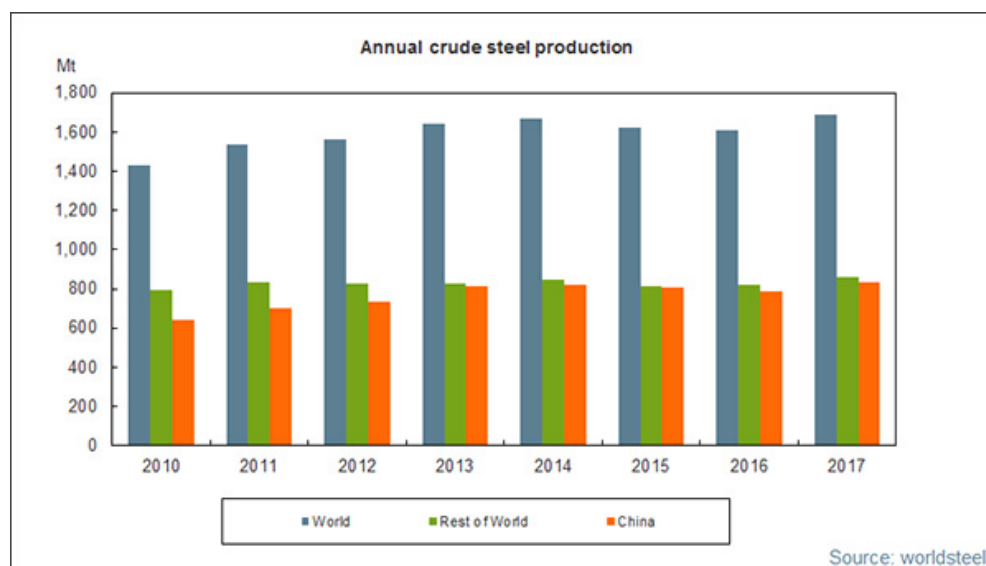


PRESS RELEASE

World crude steel output increases by 5.3% in 2017

Brussels, 24 January 2018 - World crude steel production reached 1,691.2 million tonnes (Mt) for the year 2017, up by 5.3% compared to 2016. Crude steel production increased in all regions in 2017 except in the CIS, which has remained stable (subject to current estimates).



Annual production for Asia was 1,162.5 Mt of crude steel in 2017, an increase of 5.4% compared to 2016. China's crude steel production in 2017 reached 831.7 Mt, up by 5.7% on 2016. China's share of world crude steel production increased from 49.0% in 2016 to 49.2% in 2017. Japan produced 104.7 Mt in 2017, down by -0.1% compared to 2016. India's crude steel production for 2017 was 101.4 Mt, up by 6.2% on 2016. South Korea produced 71.1 Mt of crude steel in 2017, an increase of 3.7% compared to 2016.

In 2017, the EU (28) produced 168.7 Mt of crude steel, an increase of 4.1% compared to 2016. Italy produced 24.0 Mt in 2017, up by 2.9% on 2016. Spain produced 14.5 Mt of crude steel in 2017, an increase of 6.2% compared to 2016.

Crude steel production in North America was 116.0 Mt, 4.8% higher than in 2016. The US produced 81.6 Mt of crude steel, up by 4.0% on 2016.

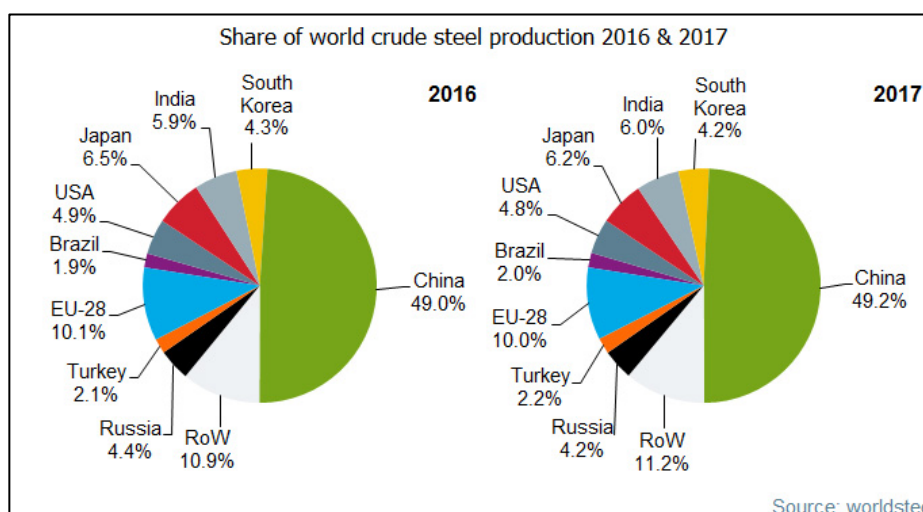
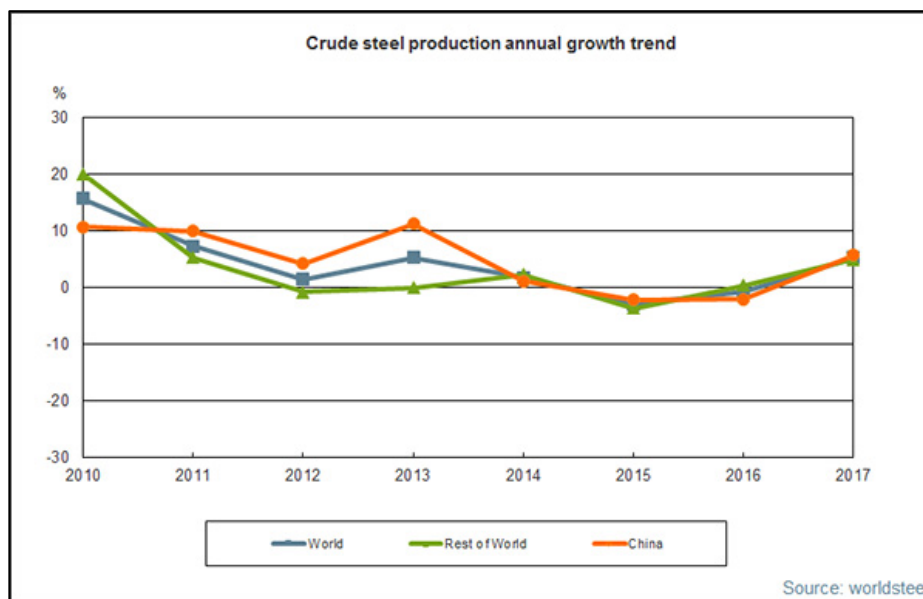
worldsteel's estimation of 2017 crude steel production in the CIS based on available data was 102.1 Mt, the same amount as in 2016. Russia* produced 71.3 Mt of crude steel in 2017, up by 1.3% on 2016. Ukraine* recorded a decrease of -6.4% with a year-end figure of 22.7 Mt.

Annual crude steel production for South America was 43.7 Mt in 2017, an increase of 8.7% on 2016. Brazil produced 34.4 Mt in 2017, up by 9.9% compared to 2016.

Media enquiries

Nicholas Walters
E: media@worldsteel.org
T: +32 (0) 2 708 81 84
M: +44 (0) 7 900 824 444

Bradley Forder
E: media@worldsteel.org
T: +32 (0) 2 702 88 98
M: +32 (0) 478 329 670



Media enquiries

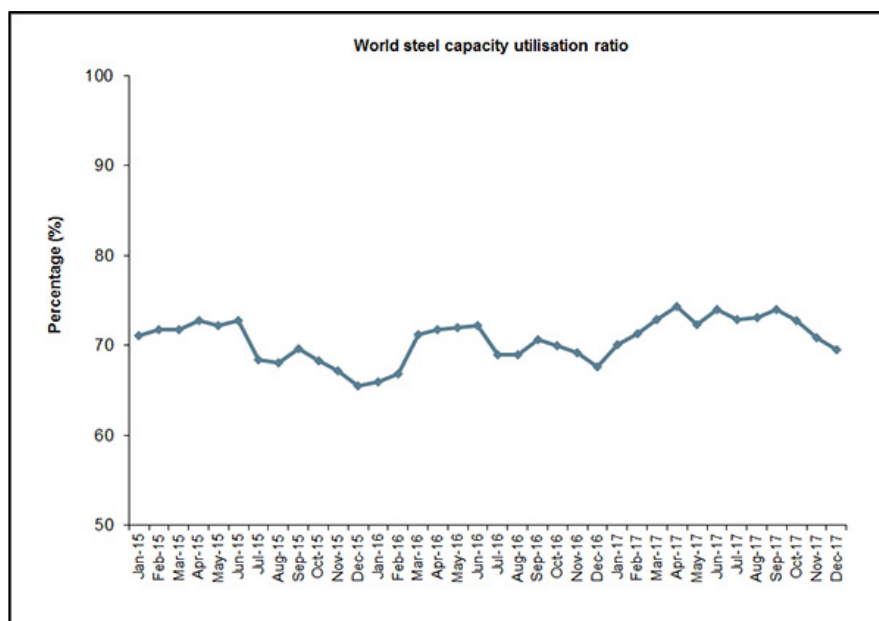
Nicholas Walters
E: media@worldsteel.org
T: +32 (0) 2 708 81 84
M: +44 (0) 7 900 824 444

Bradley Forder
E: media@worldsteel.org
T: +32 (0) 2 702 88 98
M: +32 (0) 478 329 670

Top 10 steel-producing countries				
Rank	Country	2017 (Mt)	2016 (Mt)	%2017/2016
1	China	831.7	786.9	5.7
2	Japan	104.7	104.8	-0.1
3	India	101.4	95.5	6.2
4	United States	81.6	78.5	4.0
5	Russia (e)	71.3	70.5	1.3
6	South Korea	71.1	68.6	3.7
7	Germany (e)	43.6	42.1	3.5
8	Turkey	37.5	33.2	13.1
9	Brazil	34.4	31.3	9.9
10	Italy	24.0	23.4	2.9

Source: worldsteel

In December 2017, world crude steel production for the 66 countries reporting to the World Steel Association (worldsteel) was 138.1 Mt, an increase of 3.9% compared to December 2016. The crude steel capacity utilisation ratio of the 66 countries in December 2017 was 69.5%. This is 1.8 percentage points higher than December 2016.



Ends

Media enquiries

Nicholas Walters
E: media@worldsteel.org
T: +32 (0) 2 708 81 84
M: +44 (0) 7 900 824 444

Bradley Forder
E: media@worldsteel.org
T: +32 (0) 2 702 88 98
M: +32 (0) 478 329 670

Notes to Editors:

- The World Steel Association (worldsteel) is one of the largest and most dynamic industry associations in the world. worldsteel members represent approximately 85% of the world's steel production, including over 160 steel producers with 9 of the 10 largest steel companies, national and regional steel industry associations, and steel research institutes.
- The total annual global and regional production figures in this press release includes estimates of other countries that only report annually. The monthly crude steel statistics available on worldsteel.org every month show figures from the 66 countries reporting to worldsteel on a monthly basis.
- The monthly crude steel capacity utilisation ratio is calculated based on crude steel production information available at worldsteel, and [OECD capacity estimates](#).
- * December production figures for Russia and Ukraine have not been confirmed, thus their annual production figures are estimates.
- Megatonne (Mt) is a metric unit equivalent to 1 million tonnes.
- The attached PDF file contains a summary of world crude steel production by region from 2017 to 2016, a list of the largest steel producing countries in 2017 and December 2017 production figures.

Media enquiries

Nicholas Walters

E: media@worldsteel.org

T: +32 (0) 2 708 81 84

M: +44 (0) 7 900 824 444

Bradley Forder

E: media@worldsteel.org

T: +32 (0) 2 702 88 98

M: +32 (0) 478 329 670