

PRESS RELEASE – *World Steel in Figures 2021* now available

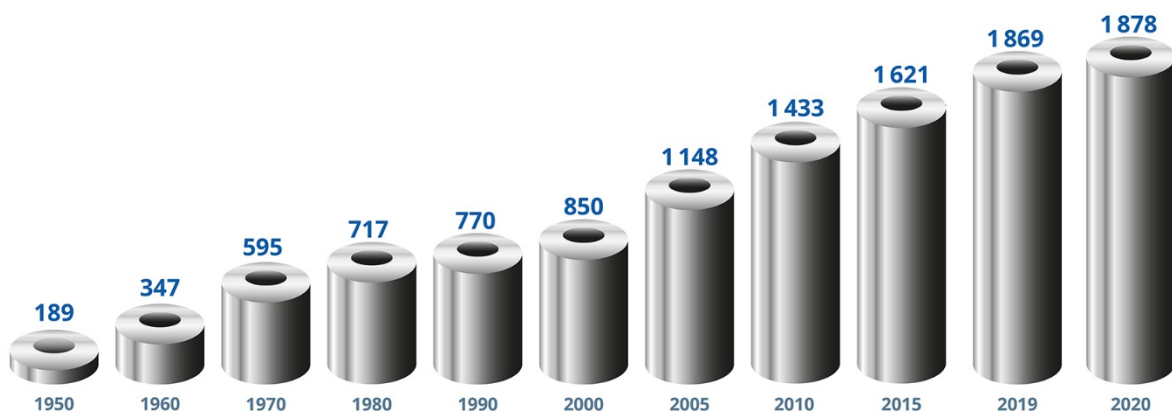
3 June 2021 | Brussels, Belgium

The World Steel Association (worldsteel) has published the 2021 edition of *World Steel in Figures*. The publication provides a comprehensive overview of steel industry activities, stretching from crude steel production to apparent steel use, from indications of global steel trade flows to iron ore production and trade.

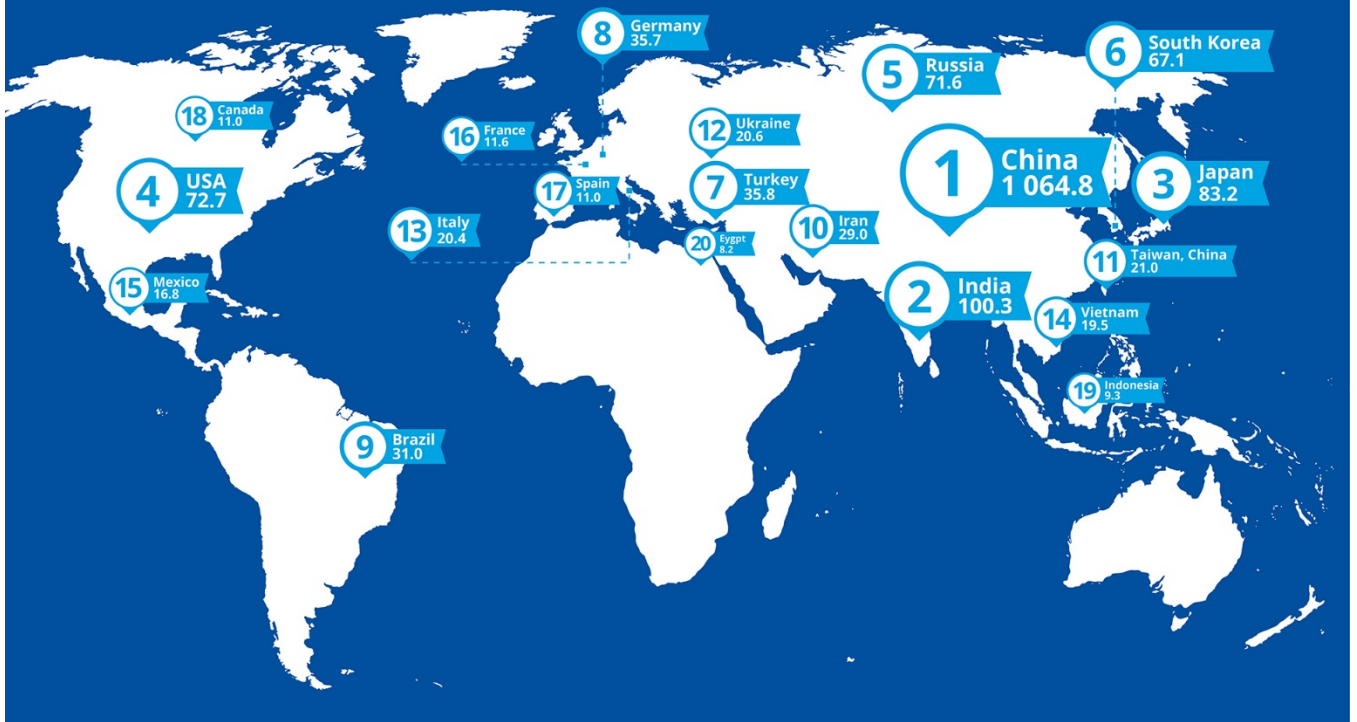
Edwin Basson, Director General, worldsteel, said, 'We have said many times that the steel industry is at the heart of the global economy and equally so at the core of our sustainable modern society. Despite the influence of the pandemic, through its different regional impacts, the global steel industry was fortunate to end 2020 with only a minor contraction in steel demand. Steel use in China expanded while it contracted in the rest of the world. We look forward to normalisation in demand during 2021, owing to steady progress on vaccines and changed behaviour in the global society.'

We believe that the pandemic has accelerated some key trends, which will bring about shifts in steel demand. The steel industry will see exciting opportunities from rapid developments through digitisation and automation, infrastructure initiatives, reorganisation of urban centres and energy transformation.'

World crude steel production 1950 to 2020 (million tonnes)



Top 20 steel-producing countries 2020 (million tonnes)

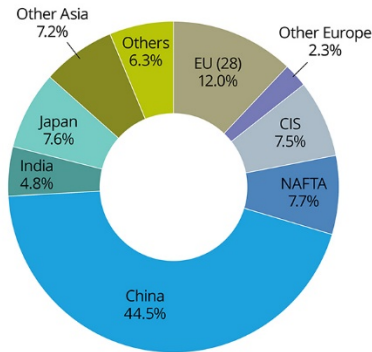


Apparent steel use (consumption) per capita 2020 (kilograms)



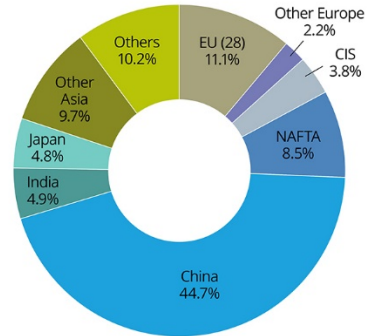
Steel production and use: geographical distribution in 2010 & 2020

CRUDE STEEL PRODUCTION
WORLD TOTAL: 1 435 MILLION TONNES



Others comprise:
 Africa 1.2% Central and South America 3.1%
 Middle East 1.4% Australia and New Zealand 0.6%

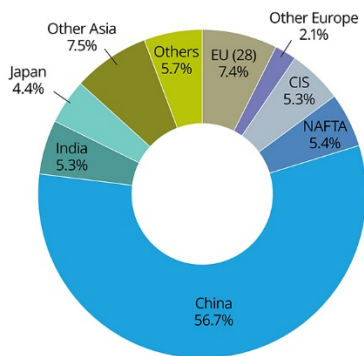
APPARENT STEEL USE (FINISHED STEEL PRODUCTS)
WORLD TOTAL: 1 315 MILLION TONNES



Others comprise:
 Africa 2.4% Central and South America 3.5%
 Middle East 3.7% Australia and New Zealand 0.6%

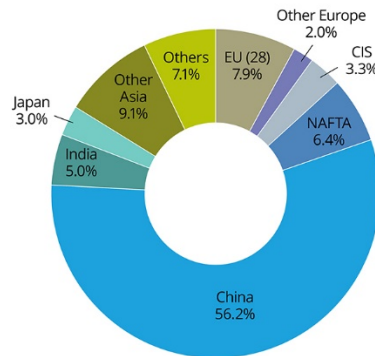
2010

CRUDE STEEL PRODUCTION
WORLD TOTAL: 1 878 MILLION TONNES



Others comprise:
 Africa 0.9% Central and South America 2.1%
 Middle East 2.4% Australia and New Zealand 0.3%

APPARENT STEEL USE (FINISHED STEEL PRODUCTS)
WORLD TOTAL: 1 772 MILLION TONNES



Others comprise:
 Africa 2.0% Central and South America 2.2%
 Middle East 2.6% Australia and New Zealand 0.3%

2020

#Ends#

Notes

- The World Steel Association (worldsteel) is one of the largest and most dynamic industry associations in the world, with members in every major steel-producing country. worldsteel represents steel producers, national and regional steel industry associations, and steel research institutes. Members represent around 85% of global steel production.