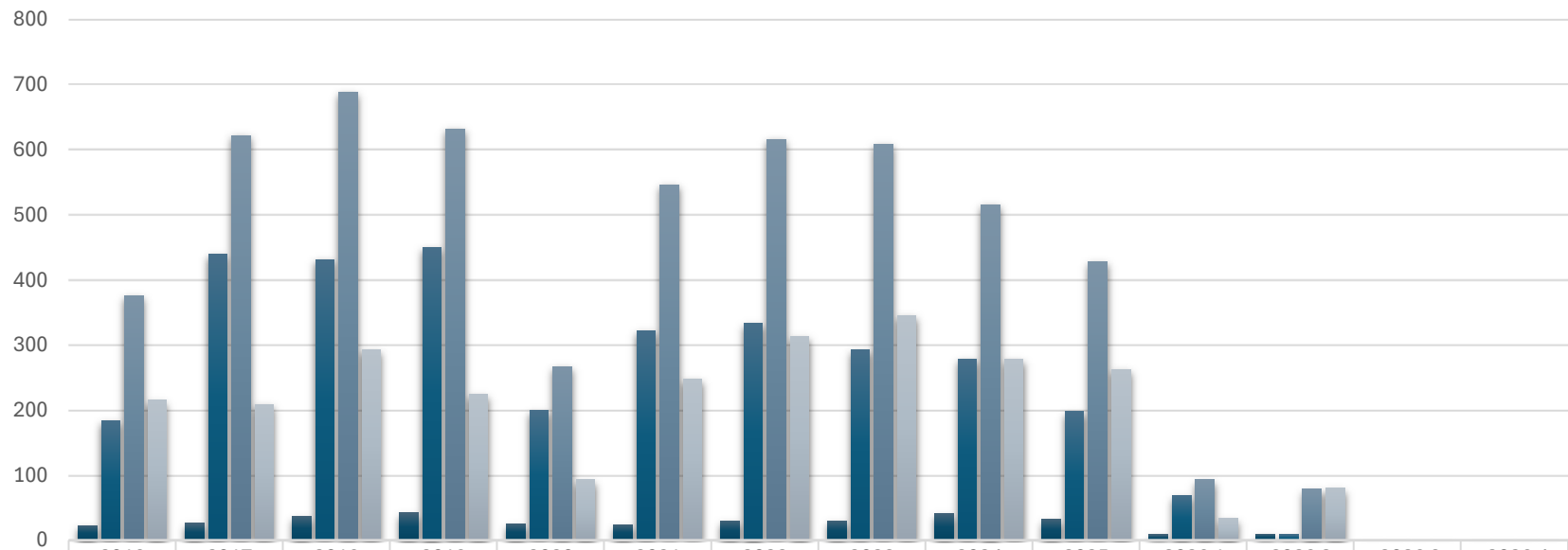
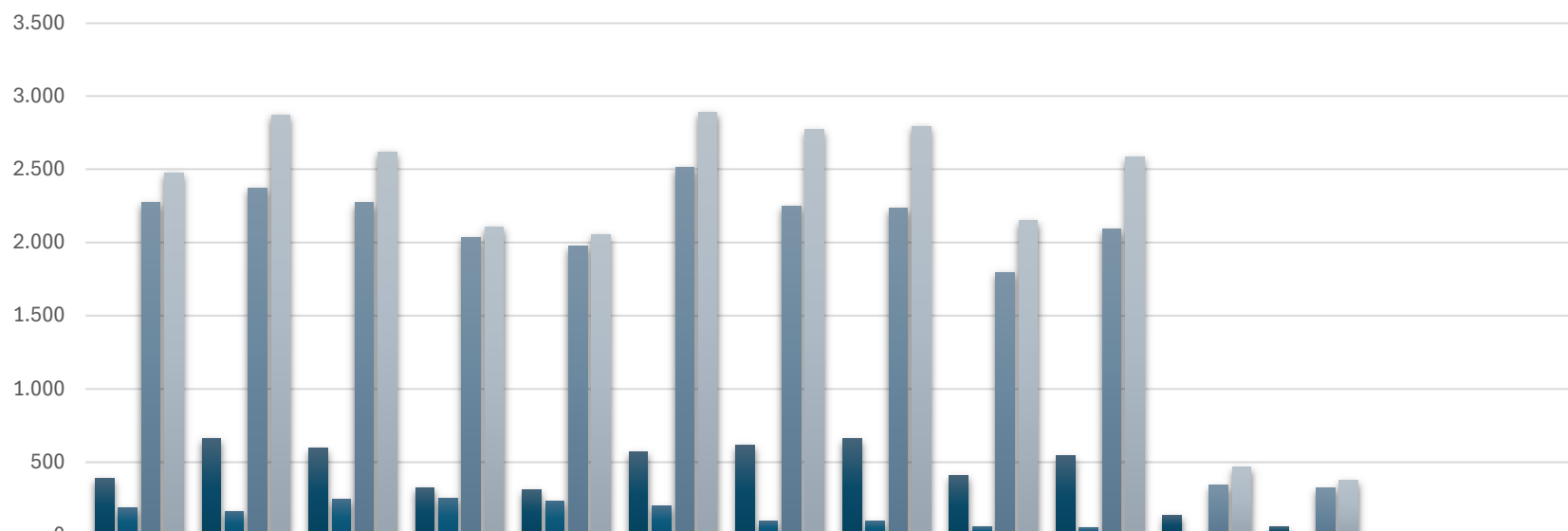


Consumo Aparente - Tubos sin costura



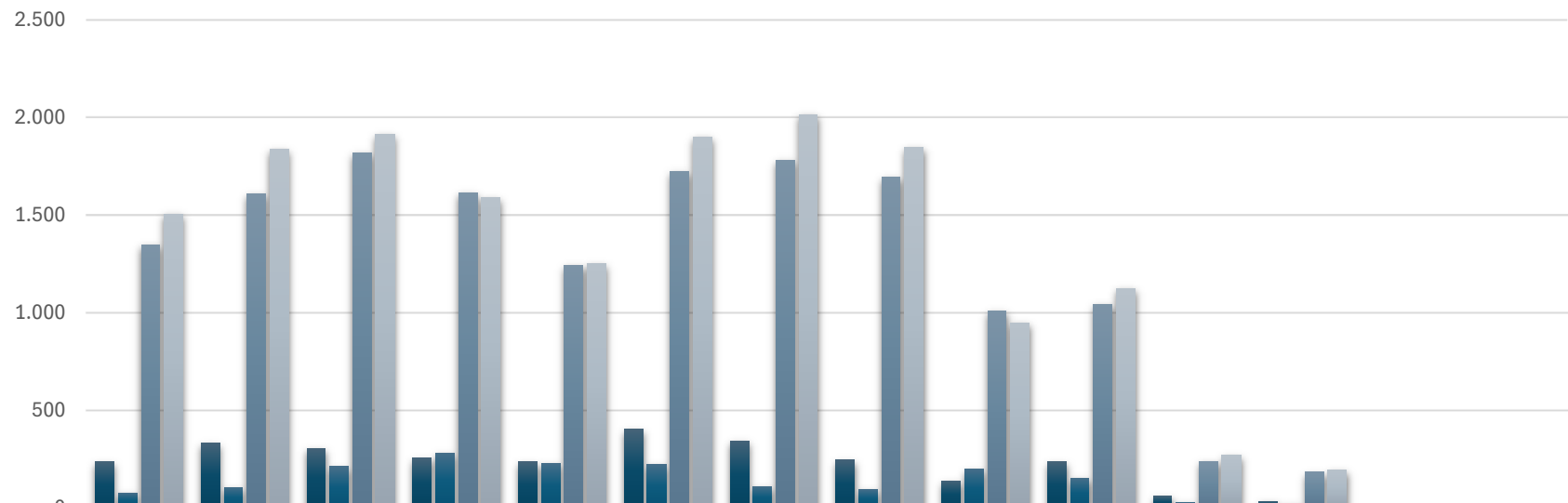
| | 2016 | 2017 | 2018 | 2019 | 2020 | 2021 | 2022 | 2023 | 2024 | 2025 | 2026 1t | 2026 2t | 2026 3t | 2026 4t |
|--------------------|------|------|------|------|------|------|------|------|------|------|---------|---------|---------|---------|
| ■ IMPO Ktons | 23 | 26 | 37 | 42 | 25 | 24 | 30 | 30 | 41 | 32 | 9 | 9 | 0 | 0 |
| ■ EXPO Ktons | 184 | 439 | 432 | 450 | 199 | 322 | 333 | 293 | 279 | 198 | 69 | 8 | 0 | 0 |
| ■ PRODUCCION Ktons | 376 | 622 | 688 | 632 | 267 | 546 | 616 | 608 | 516 | 428 | 93 | 79 | 0 | 0 |
| ■ CONS.APAR. Ktons | 215 | 209 | 293 | 224 | 93 | 248 | 313 | 345 | 278 | 263 | 33 | 80 | 0 | 0 |

Consumo Aparente - Productos Planos



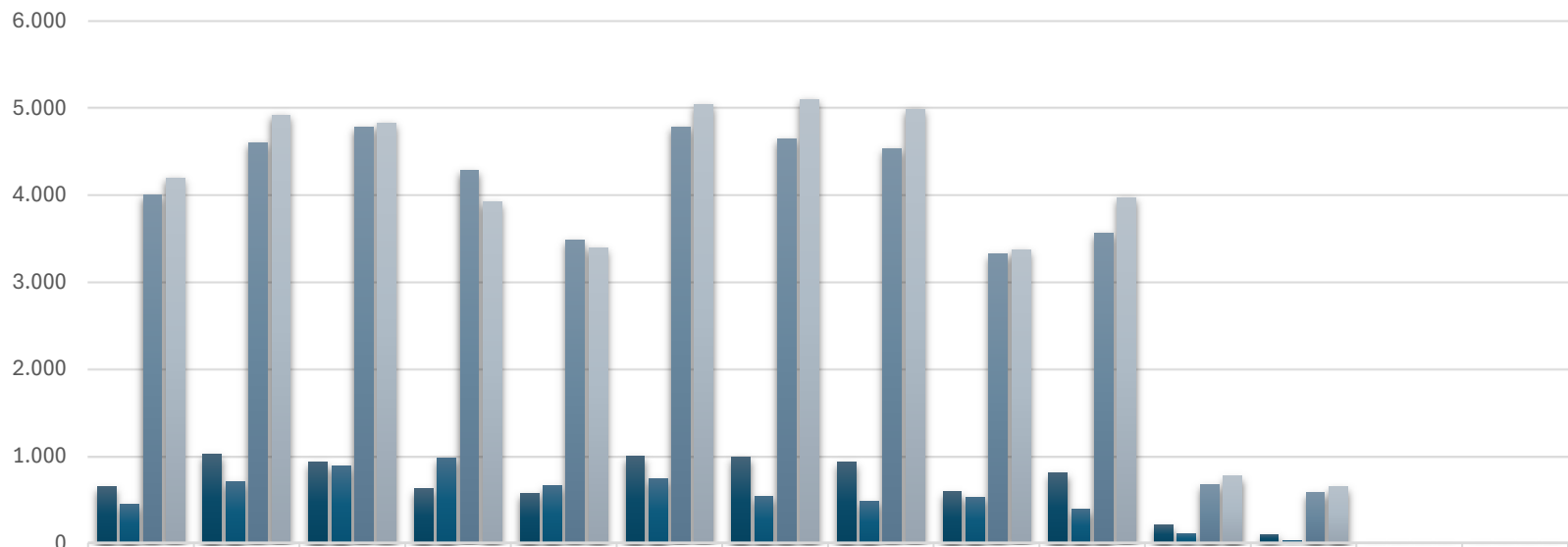
| | 2016 | 2017 | 2018 | 2019 | 2020 | 2021 | 2022 | 2023 | 2024 | 2025 | 2026 1t | 2026 2t | 2026 3t | 2026 4t |
|---------------------|-------|-------|-------|-------|-------|-------|-------|-------|-------|-------|---------|---------|---------|---------|
| ■ IMPO Ktons | 389 | 663 | 593 | 325 | 310 | 572 | 616 | 658 | 407 | 541 | 134 | 54 | 0 | 0 |
| ■ EXPO Ktons | 186 | 162 | 244 | 251 | 231 | 197 | 94 | 94 | 54 | 47 | 9 | 2 | 0 | 0 |
| ■ PRODUCCION Ktons | 2.274 | 2.373 | 2.271 | 2.033 | 1.974 | 2.514 | 2.249 | 2.233 | 1.795 | 2.090 | 340 | 321 | 0 | 0 |
| ■ CONS. APAR. Ktons | 2.477 | 2.874 | 2.620 | 2.107 | 2.052 | 2.889 | 2.771 | 2.797 | 2.148 | 2.584 | 465 | 373 | 0 | 0 |

Consumo Aparente - Productos Largos



| | 2016 | 2017 | 2018 | 2019 | 2020 | 2021 | 2022 | 2023 | 2024 | 2025 | 2026 1t | 2026 2t | 2026 3t | 2026 4t |
|---------------------|-------|-------|-------|-------|-------|-------|-------|-------|-------|-------|---------|---------|---------|---------|
| ■ IMPO Ktons | 235 | 332 | 304 | 254 | 236 | 401 | 344 | 245 | 137 | 235 | 59 | 33 | 0 | 0 |
| ■ EXPO Ktons | 76 | 104 | 210 | 280 | 228 | 222 | 109 | 93 | 198 | 153 | 29 | 20 | 0 | 0 |
| ■ PRODUCCION Ktons | 1.347 | 1.608 | 1.818 | 1.614 | 1.242 | 1.722 | 1.779 | 1.693 | 1.008 | 1.042 | 239 | 181 | 0 | 0 |
| ■ CONS. APAR. Ktons | 1.506 | 1.836 | 1.912 | 1.588 | 1.249 | 1.901 | 2.014 | 1.845 | 947 | 1.124 | 269 | 193 | 0 | 0 |

Consumo Aparente Total



| | 2016 | 2017 | 2018 | 2019 | 2020 | 2021 | 2022 | 2023 | 2024 | 2025 | 2026 1t | 2026 2t | 2026 3t | 2026 4t |
|--------------------------|-------|-------|-------|-------|-------|-------|-------|-------|-------|-------|---------|---------|---------|---------|
| ■ IMPORTACIONES Ktons | 647 | 1.021 | 934 | 621 | 571 | 997 | 990 | 933 | 586 | 809 | 201 | 96 | 0 | 0 |
| ■ EXPORTACIONES Ktons | 446 | 705 | 886 | 981 | 659 | 741 | 536 | 480 | 530 | 390 | 106 | 30 | 0 | 0 |
| ■ PRODUC TERMINADA Ktons | 3.997 | 4.603 | 4.777 | 4.279 | 3.483 | 4.782 | 4.644 | 4.534 | 3.319 | 3.560 | 672 | 581 | 0 | 0 |
| ■ CONSUMO APARENTE Ktons | 4.198 | 4.919 | 4.825 | 3.919 | 3.395 | 5.037 | 5.098 | 4.987 | 3.373 | 3.971 | 767 | 647 | 0 | 0 |